



MINE TO YOURS

NATURAL STONE PORCELAIN



WHITE



CREAM





**MTY - NATURAL STONE
PORCELAIN**

FLOOR: FOSSIL



MINERAL



COAL



MTY - NATURAL STONE PORCELAIN

/ HYGIENE AND CLEANING

CLEANING DURING LAYING.

If cement grouts are used, remove all residues before completely set. If some traces of dirt are still left, use an acid detergent of the kind available on the market. Never use pure acids or over-strong acid detergents because they may damage the grout.

ROUTINE CLEANING.

For general cleaning, brush the floor or use a vacuum cleaner to remove dirt or other residues. Afterwards, wash the floor with a cloth wet with a solution of a multipurpose detergent in hot water. Never clean with highly concentrated acids or bases; always use diluted solutions. The cleaning procedures described above also apply for wall tiles and trims.



MTY - NATURAL STONE PORCELAIN

/ TECHNICAL INFO


TECHNICAL ADVANTAGES




• Compact monolithic slab 2 cm thick squared and rectified



• FROST RESISTANT



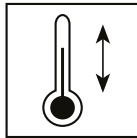
• HIGH STATIC LOAD RESISTANCE



• EASY TO INSTALL




• ANTI SLIP R11




• THERMAL SHOCK RESISTANT



• FACILE À NETTOYER



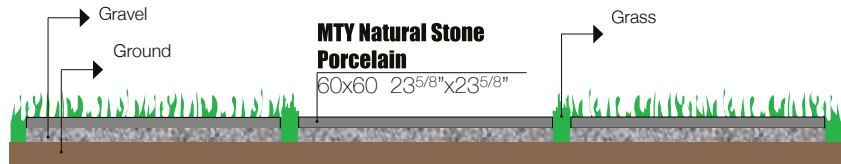
• REMOVABLE AND REUSABLE




• IMPERVIOUS TO ATTACK BY CHEMICALS OR MOULD

APPLICATION

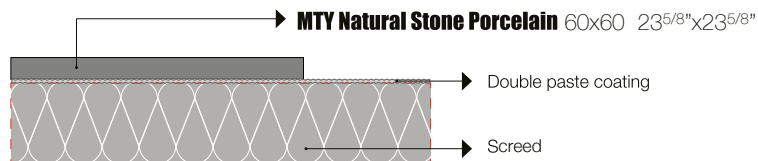
- Direct installation on grass



- Direct installation over gravel



- Installation on sand-cement screed



- Installation on fixed or adjustable feet

